

Cutter & Buck Size Charts

How To Measure Your Body For Size

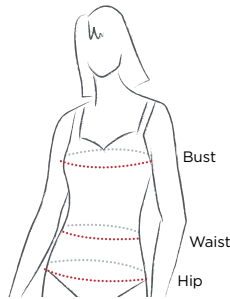
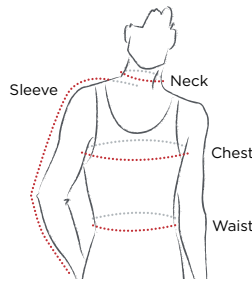
Neck: Measure around your neck at the point where a shirt collar band encircles the neck.

Chest: Place tape measure up under arms and measure the fullest part of the chest, keeping tape parallel to the floor.

Waist: Tape measure should be straight around waist where pant waistband normally sits.

Sleeve: With elbow bent, measure from the center of the back at the base of the neck, across the shoulder to the elbow and then down to the wrist.

Hip: Standing with heels together and with tape parallel to the floor, measure the fullest part.



Cutter & Buck Men's Regular Size Equivalency Chart

Size	Neck	Chest	Waist	Center Back Sleeve Length
X-Small	13.5-14	36-38	29-30	31.5-32
Small	14-14.5	38-40	31-32	32.5-33
Medium	15-15.5	40-42	33-34	33.5-34
Large	16-16.5	42-44	35-36	34.5-35
X-Large	16.5-17	44-46	37-38	35.5-36
XX-Large	17-17.5	46-48	39-40	36.5-37
XXX-Large	17.5-18	48-50	41-42	37.5-38

Cutter & Buck Men's Big Size (6'3" & under) Equivalency Chart

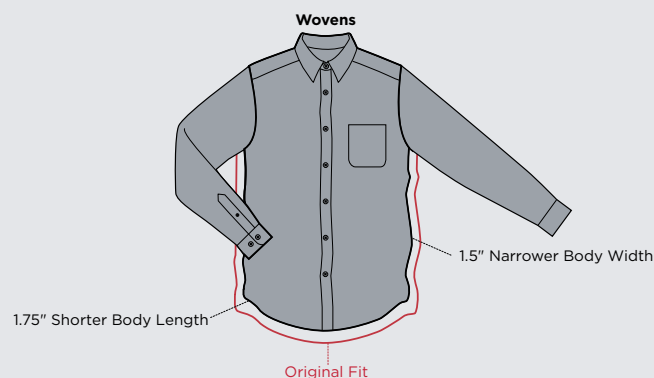

Size	Neck	Chest	Waist	Center Back Sleeve Length
1XB	18-18.5	46-48	42-44	35
2XB	19-19.5	50-52	46-48	35
3XB	20	54-56	50-52	36
4XB	21	58-60	54-56	36
5XB	22	62-64	58-60	37

Cutter & Buck Men's Tall Size (6'4" & taller) Equivalency Chart

Size	Neck	Chest	Waist	Center Back Sleeve Length
LT	17-17.5	42-44	38-40	37
XLT	18-18.5	46-48	42-44	38
2XT	19-19.5	50-52	46-48	39
3XT	20	54-56	50-52	40
4XT	21	58-60	54-56	41

Our Updated Fit

We've updated some of our styles for a more streamlined look. Our updated fit is cleaner, tidier, and more flattering - while still allowing movement and ease for performance on the course. Our original fit will still be offered in many of our classic pieces.



Cutter & Buck Ladies' Size Equivalency Chart

Size	Bust	Waist	Hip
X-Small (2)	34	26	36.5
Small (4-6)	35-36	27-28	37.5-38.5
Medium (8-10)	37-38	29-30	39.5-40.5
Large (12-14)	39.5-41	31.5-33	42-43.5
X-Large (16-18)	42.5-44.5	34.5-36.5	45-47
XX-Large (20)	46	38	48.5
XXX-Large (22)	47.5	39.5	50

Cutter & Buck Women's Plus Size Equivalency Chart

Size	Bust	Waist	Hip
1X (14-16)	45-47	39-41	46-48
2X (18-20)	48-50	42-44	49-51
3X (22-24)	51-53	45-47	52-54
4X (26-28)	54-56	48-50	55-57
5X (30-32)	57-59	51-53	58-60

Cutter & Buck Corresponding Ladies' to Men's Sizes

Ladies'	XS	S	M	L	XL	XXL	XXXL	—
Men's	—	XS	S	M	L	XL	XXL	XXXL

These charts represent body measurements, not garment measurements.